



New York State
EDUCATION DEPARTMENT

Knowledge > Skill > Opportunity



**Every Student Succeeds Act (ESSA)
Accountability *Rebuild* Regulatory
Changes to 100.19 & 100.21
Request for Emergency Action**

Presentation to the Board of Regents - September 2023

NYSED Guiding Values

Reliability

Input from educational/data experts and NYS Stakeholders

Transparency

Frequent Communication with NYS Stakeholders

Explainability

Building understanding through various communication modalities

Values and Goals



Restart

2022-2023 SY
Based on:
2021-2022 Results

Rebuild

2023-2024 SY
Based on:
2022-2023 Results
AND
2024-2025 SY
Based on:
2023-2024 Results

Reimagine

Beginning with-
2025-2026 SY
Based on:
2024-2025 Results

Accountability Indicators

Indicators Calculated in the 2023-24 and 2024-25 SYs (using 2022-23 and 2023-24 SY results respectively)	
Elementary/Middle	High School
Weighted Average Achievement	Weighted Average Achievement
Core Subject Performance	Core Subject Performance
ELP	ELP
Chronic Absenteeism	Chronic Absenteeism
Student Growth (Informational)	Graduation Rate
	CCCR (Informational)

Identification for a Support Model

- NYSED will not identify new schools for Comprehensive Support and Improvement (CSI) and Additional Targeted Support and Improvement (ATSI) until 2025-26 SY based on 2024-25 SY results.
- NYSED will identify new schools for TSI annually, per ESSA statutory requirements.
 - 2023-24 SY based on 2021-22 and 2022-23 results
 - 2024-25 SY based on 2022-23 and 2023-24 results
- NYSED will identify Target Districts.
 - If one or more schools within the district are identified for CSI, ATSI, or TSI
 - If a district-level subgroup meets identification criteria for two consecutive years (using 2021-22 and 2022-23 or 2022-23 and 2024-25 school year results)

Supporting All Schools



Office of Innovation and School Reform Support

Tools and resources to support and build capacity in schools that are under a Superintendent Receiver



CSI and ATSI Supplemental Support Options

Supplemental options for schools identified for additional support



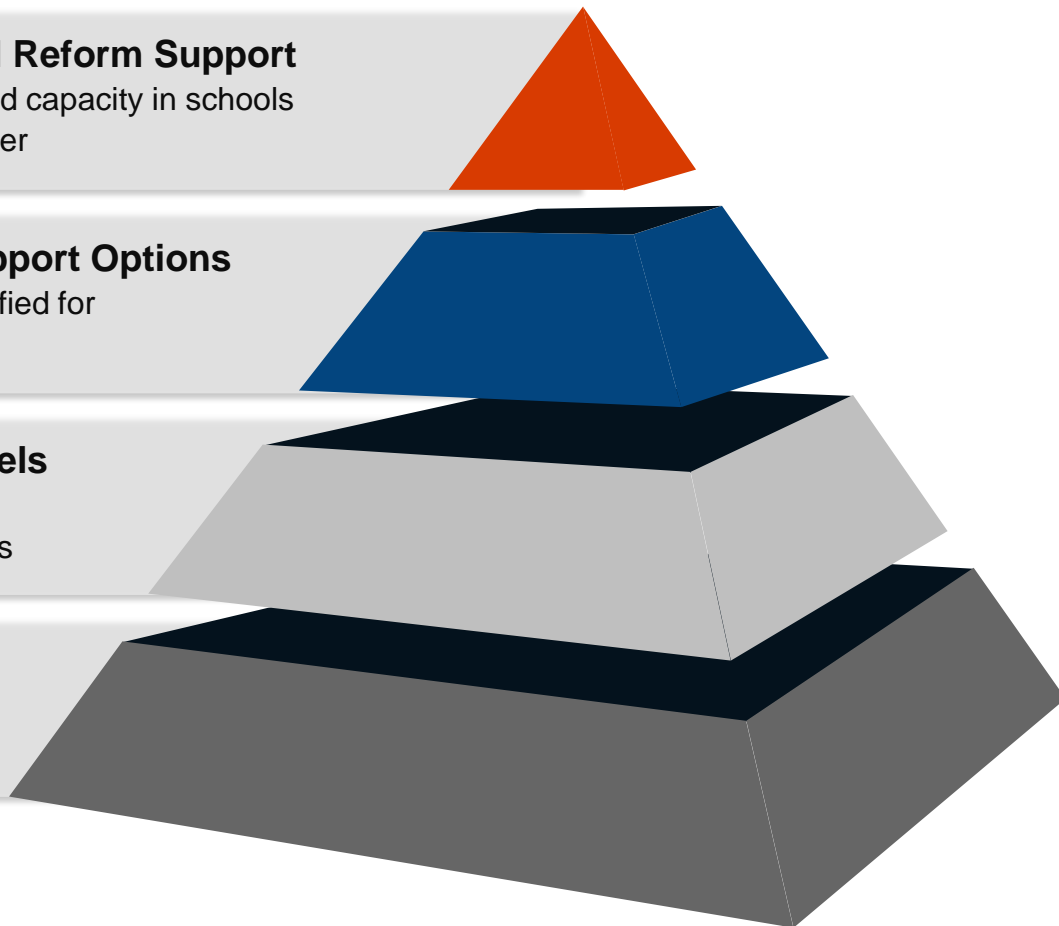
CSI, ATSI, and TSI Support Models

Targeted support for planning and implementation of improvement activities



All Schools

Foundational systems, processes, and practices to facilitate effective continuous improvement


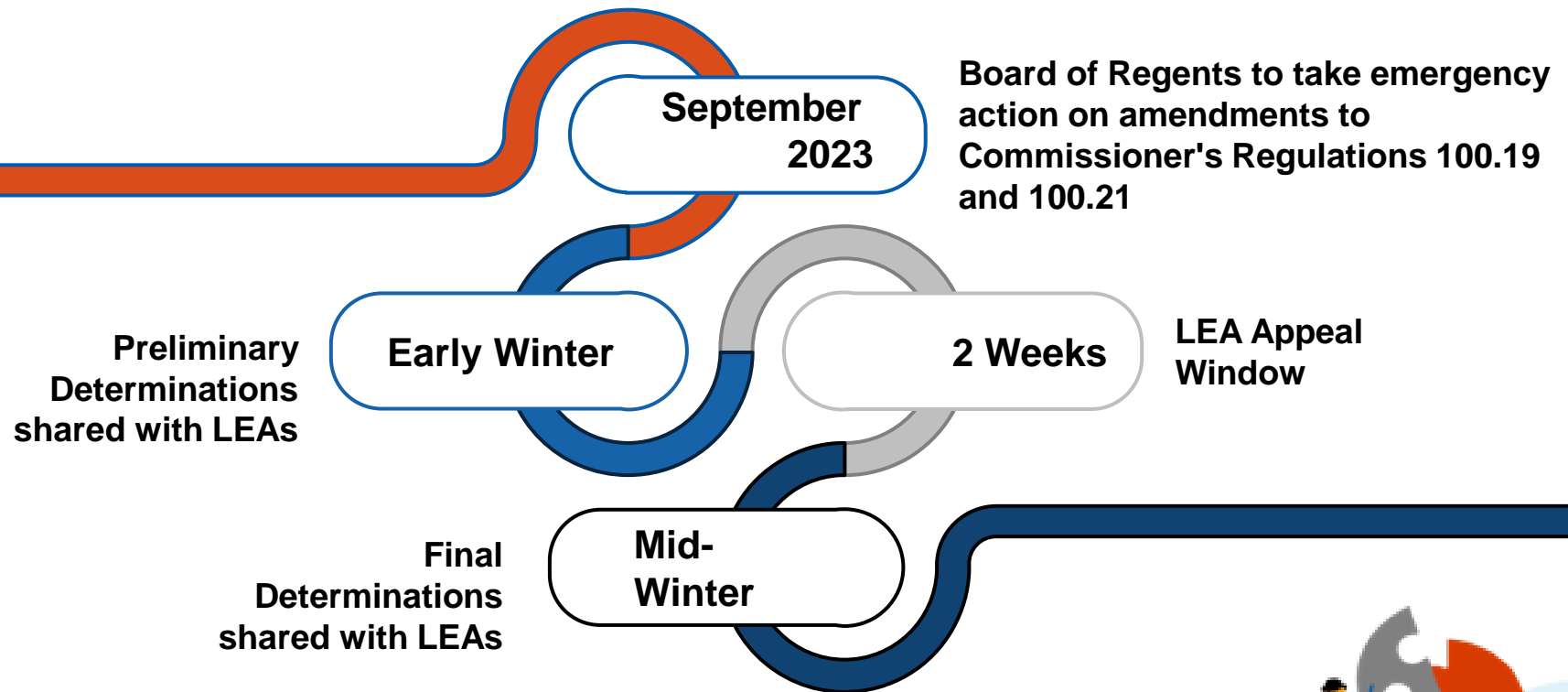


Exit from a Support Model

- Schools identified for a support model in 2022-23 SY based on one year of data are eligible to exit a support model based on one year's worth of data.
- If a school does not meet exit criteria based on 2022-23 SY results, then the school would be required to meet exit criteria for two consecutive years to be considered for removal from a support model.

Anticipated Timeline

Accountability Determinations for the 2023-24 SY Based on 2022-23 SY Results:



Questions?

